



# Ningbo Hangzhou Bay New Zone

宁波杭州湾新区  
NINGBO HANGZHOU BAY NEW ZONE

Sino-Italian IMTP Centre

2018.01 v1.0

中意智能制造技术促进中心

# Introduction

Sino-Italian IMTP Centre



中意智能制造技术促进中心

# Introduction



- **Ningbo** is the economic center in the south wing of the Yangtze River Delta with a total population of 7.87M in the Ningbo Municipality (2016).
- **Ningbo** is a national historic and cultural city, a city redolent of “culture and history”.
- **Ningbo** has a longstanding tradition of international trade and entrepreneurship
- **Ningbo** is the first pilot city of “made in China 2025”.



# Introduction



- **Ningbo Hangzhou Bay New Zone** is located in south of Hangzhou Bay Bridge, within one hour driving from downtown Ningbo. it has municipal economic administration authority with a permanent population of 177,000(2015)
- **Ningbo Hangzhou Bay New Zone** owes a national economic and technical development zone, an export processing zone, a provincial industry cluster, a high-performance new materials high-tech industrial park, GDP of 2016 is RMB32,350Million.
- **Ningbo Hangzhou Bay New Zone** is the core area of the Eastern China Big Bay Economic.
- **Ningbo Hangzhou Bay New Zone** is aiming for an International Coastal City with "Four Area": Advanced Manufacturing Cluster Area, Sci-Tech Innovation Pilot Area, Health & Leisure Ecological Area and Industry-City-Human Integration Demonstration Area.



# Location and Transportation



**Ningbo Hangzhou Bay New Zone** is the geometric center of Shanghai, Hangzhou, Ningbo, Suzhou and other cities. In its 2-hour transport circle, there are 4 international airports, i.e. Shanghai Pudong, Shanghai Hongqiao, Hangzhou Xiaoshan, Ningbo Lishe, 2 international harbors: Beilun and Shanghai.

**Shanghai-Ningbo Sea-Crossing Railway Bridge** is expected to start construction since 2018

**Ningbo Section of the Supplementary Hangzhou-Ningbo Expressway** has started construction. It is expected to be completed at the end of 2020.



Nov, 2001

**Beginning of the Provincial Economic Development**

Jun, 2005

**Approved to set up a National Export Processing Zone**

Feb, 2010

**Setup of the Administrative Committee of Hangzhou Bay New Zone**

Feb, 2011

**Became one of 14 industrial clusters of and one of 9 marine economy clusters of Zhejiang Province**

2011&2013

**Ranked 1st in Zhejiang Industrial Clusters Comprehensive Appraisal**

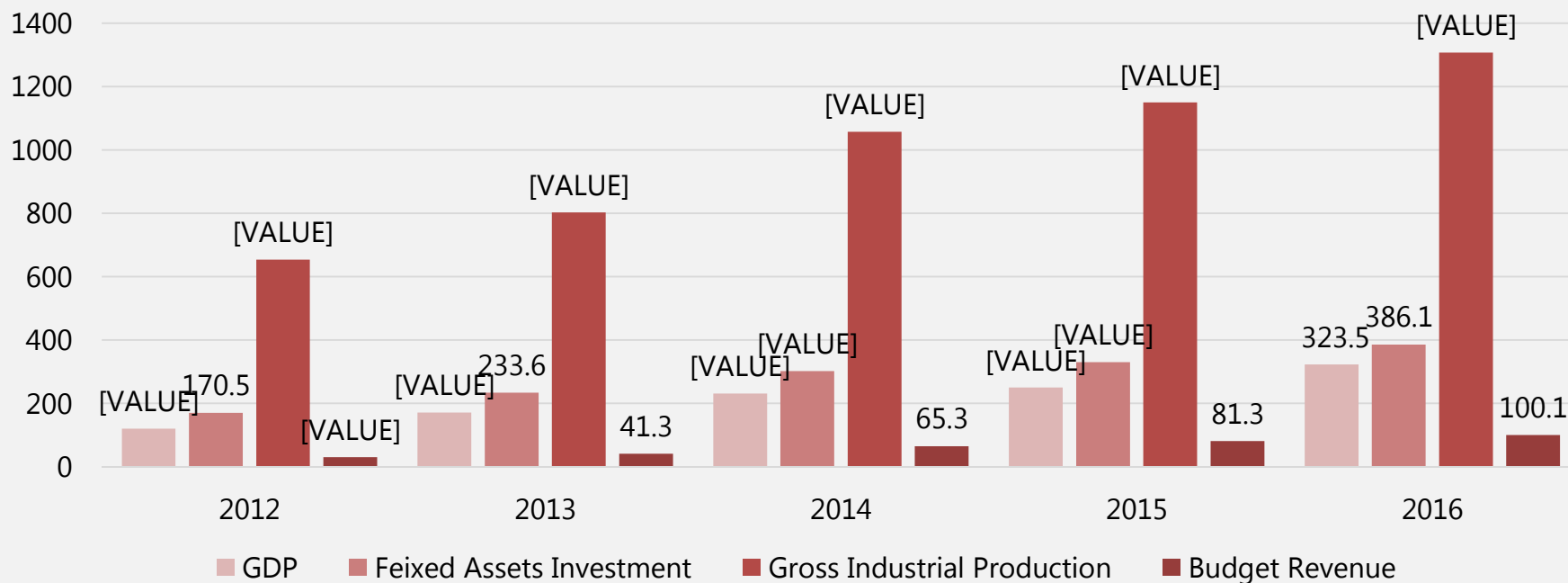
2012

**Ranked 2nd in Zhejiang Industrial Clusters Comprehensive Appraisal**

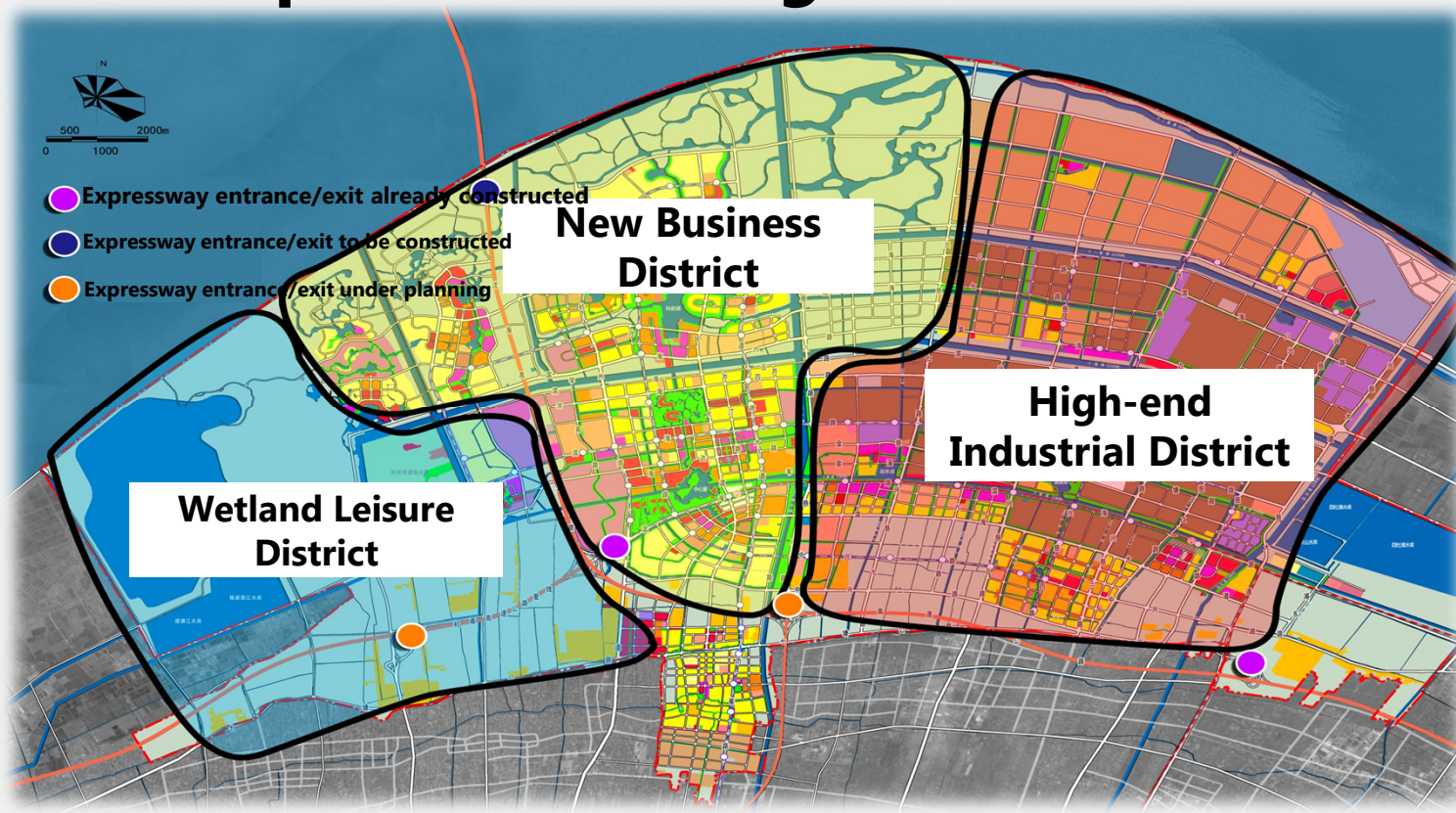
Feb, 2014

**Upgraded to a National Economic and Technical Development Zone**

Unit: 100,000,000 RMB



# Development Planning



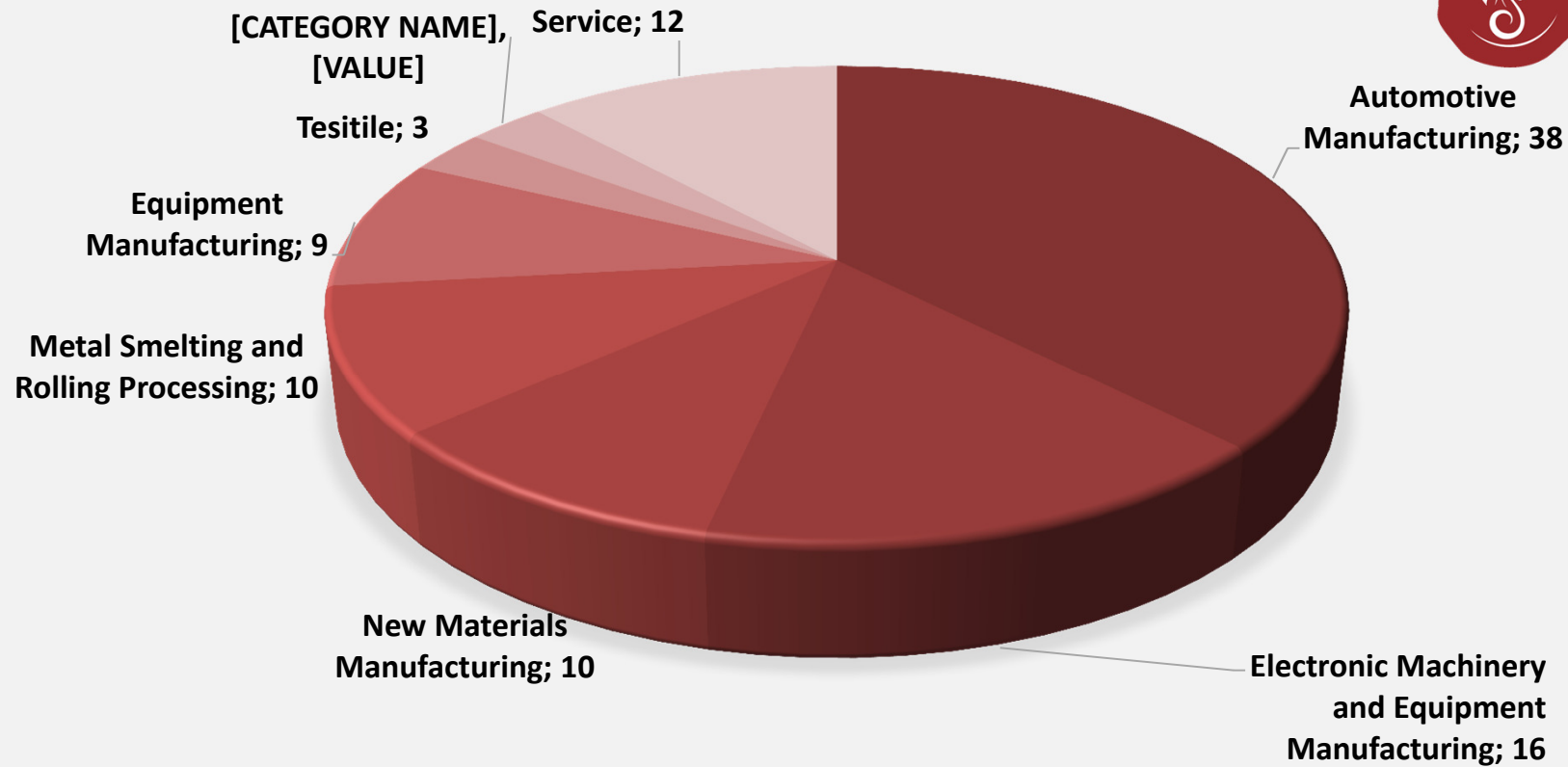


# Industry Distribution



Sino-Italian IMTP Centre

中意智能制造技术促进中心



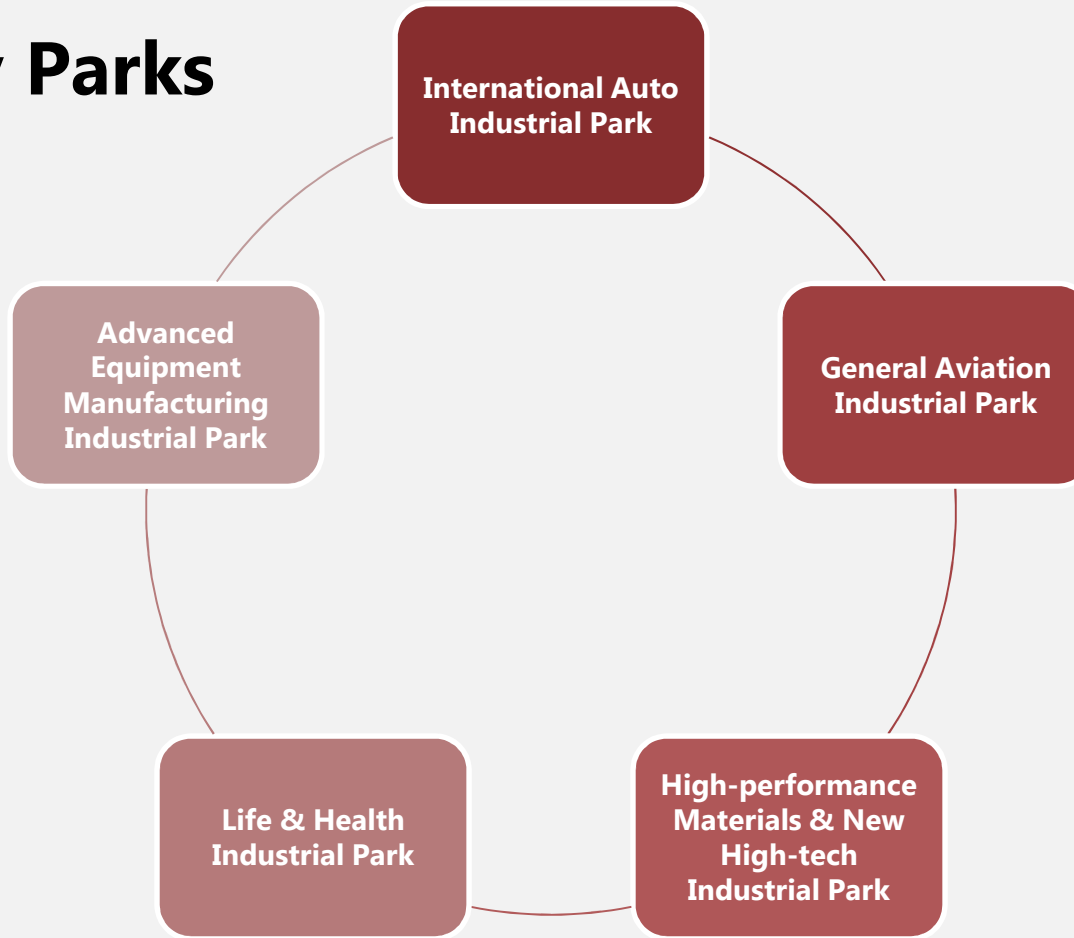
➤ **Amongst Automotive Manufacturing Industry, there are**

- Over **500** projects
- 30 projects of **14** GLOBAL FORTUNE 500 COMPANIES

➤ **Amongst Electronic Machinery and Equipment Manufacturing Industry, there are**

- Over **320** enterprises

# 5 Industry Parks





# Well-known Enterprises



# Advantages



**Sino-Italian IMTP Centre**

**中意智能制造技术促进中心**

# Supporting Industries and Infrastructures



## Strong Surrounding Industries

- Molding, electron, injection molding, punching, machining, etc.
- Bulk commodity exchanges, plastics, chemical, non-ferrous metals, etc.

## Development Space

- 353 km<sup>2</sup> development space
- 10-16t/m<sup>2</sup> land carrying capacity

## Infrastructures

- 65 km<sup>2</sup> complete infrastructures

# Human Resources

## High-end Talents

- 750,000 fresh graduates yearly

## Industrial Workers

- 1 million

## Talent Market

- 6,36 millions

## Personnel Training

- 7 institutes



# Finance



Enterprise Income Tax	VAT	Education Surcharge	Local Education Surcharge	Urban Maintenance and Construction Tax
<ul style="list-style-type: none"><li>• Hi-Tech 15%</li><li>• Others 25%</li><li>• Reserved※ 45%</li></ul>	<ul style="list-style-type: none"><li>• Commodity 17%</li><li>• Others 6%-11%</li><li>• </li></ul>	(VAT + consumption tax) * 3%	(VAT + consumption tax) * 2%	(VAT + consumption tax) * 5%

※ The retained percentage for the local finance.

# Preferential Policies



---

## Service Mechanism

One-way stop

---

90-day procedure

---

Green channel

---

## Rental Subsidy

RMB 200 – 800 / month

---

## Housing Subsidy

2%, up to RMB 80k Total

---

Favorable bank loan

---

## Individual Income Tax Incentives

Depends

# Operation Costs



## Electricity Price

Unit: Yuan

Classification of Electricity Use	Voltage Class	Meter Fee (/kW.h)	Time-of-use Electricity Pricing of Six Time Buckets (/kW.h)			Basic Price (/kVA/month)
			Top Price	Peak Price	Low Valley Price	
Consumption by Large-scale Industries	1-10kV	0.6644	1.0824	0.9004	0.4164	30
	20kV or above	0.6444	1.0571	0.8771	0.4004	30
	35kV or above	0.6344	1.0444	0.8654	0.3924	30
	110kV or above	0.6124	1.0114	0.8364	0.3724	30
	220kV or above	0.6074	1.0014	0.8284	0.3684	30

**Note:**

Six time buckets for the time-of-use electricity pricing: top time bucket from 19:00 to 21:00; peak time bucket from 8:00 to 11:00, from 13:00 to 19:00 and from 21:00 to 22:00; low valley time bucket from 11:00 to 13:00 and from 22:00 to 8:00 of the next day. The installation fee of transformer will be budgeted by the construction company.

# Operation Costs



## Water Price

Unit: Yuan

Industrial Price (/ton)	Commercial Price (/ton)	Residential Price (/ton)
6.55	6.55	3.75

## Gas Price

Annual Amount for Industrial and Commercial Use (Unit: 10,000 cubic meters)	Price (Unit: yuan/cubic meter)
0-100 (including)	3.12
100-300 (including)	3.02
Above 300	2.92



# Operation Costs



## Road Container Transportation Cost (For Reference Only)

Unit: Yuan

20-foot: 6/container/km	40-foot: 9/container/km
-------------------------	-------------------------

## Maritime Transport Cost (Standard Container for Reference Only)

Route	20-foot Container/unit	40-foot Container/unit
Ningbo – Hong Kong	100	200
Ningbo – Tokyo	360	710
Ningbo – East U.S (New York)	2,960	3,650
Ningbo – Los Angeles	1,460	1,800
Ningbo – Singapore	450	730
Ningbo – Europe (Hamburg, Rotterdam)	950	1,800

# Operation Costs



## Social Insurance Contribution by the Enterprise

Unit: Yuan

Insurance Type & Categories	Payment Base (Mini and Max)	Rate		Monthly Payment (Mini and Max)	
		Contribution by the employer	Contribution by the employee	Contribution by the employer	Contribution by the employee
Basic Pension Insurance	3,068-15,335	14%	8%	429.5-2,146.9	245.4-1,226.8
Basic Medical Insurance	3,068-15,335	(7.5+0.5) %	2%	245.4-1,226.8	61.4-306.7
Unemployment Insurance	3,068-15,335	0.5%	0.5% (Peasant workers need not to pay any contribution)	15.3-76.7	15.3-76.7
Maternity Insurance	3,068-15,335	0.5%	None	15.3-76.7	/
Occupational Injury Insurance	3,068-15,335	Classification by the industry	None	Classification by the industry	/

# Labor cost(management)



Position	Bottom	Top
General Manager	360K	800K
Sales Manager	233K	533K
Plant Manager	192K	413K
Logistic Manager	135K	302K
Quality Manager	139K	294K
Purchasing Manager	141K	299K
Finance Manager	120K	298K
HR Manager	131K	276K
Production Manager	118K	259K
Admin Manager	89K	189K

# Facilities



**Sino-Italian IMTP Centre**

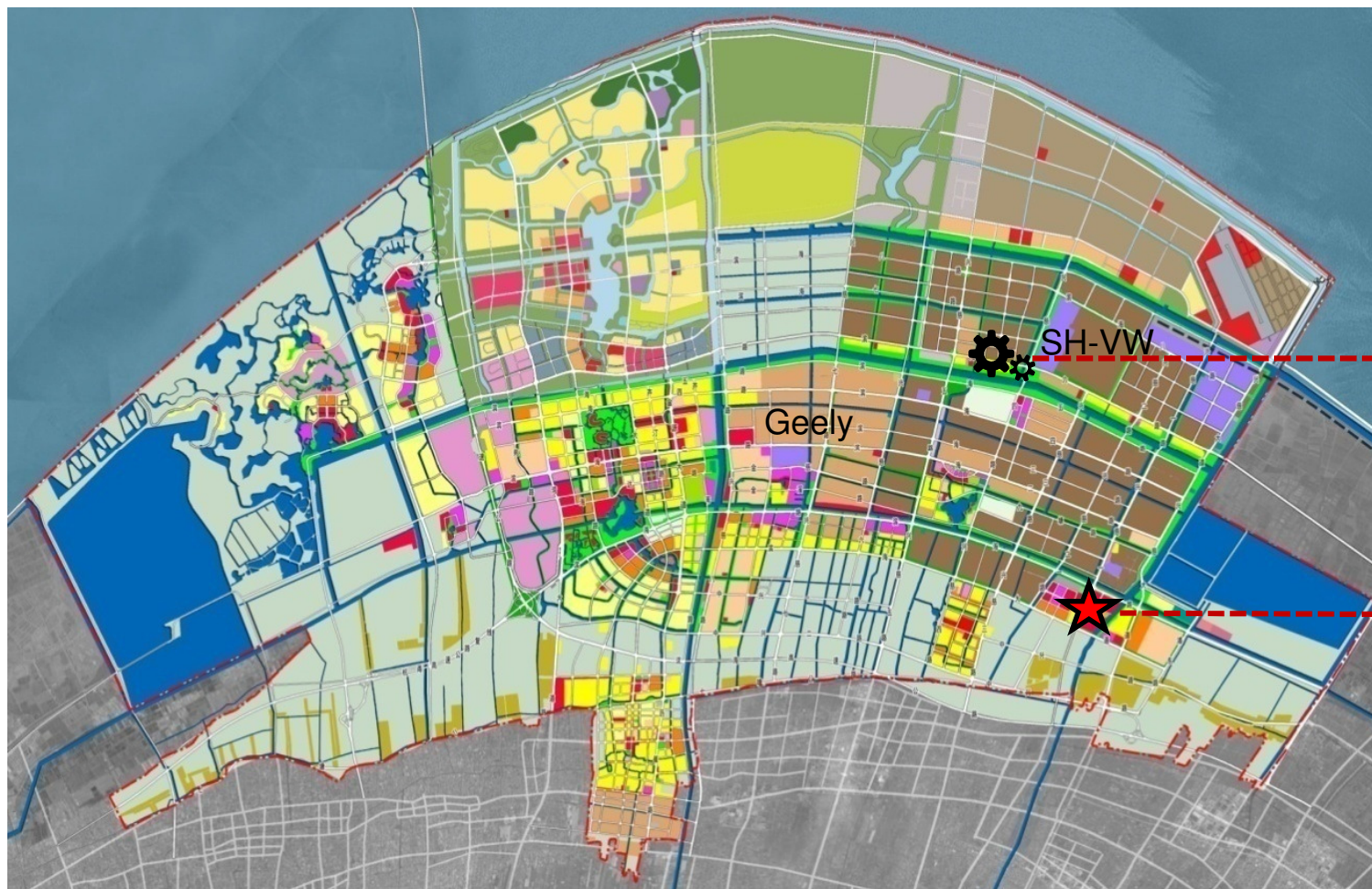
**中意智能制造技术促进中心**





**HBNZ Intelligent  
Economic  
Industry Park**

**HBNZ  
Administrative  
Office**



# Intelligent Economy Industrial Park



**Occupy:**  
**Land: 168,888 m<sup>2</sup>**  
**(Phase 1: 90045 m<sup>2</sup>)**

**Facility: 170,000 m<sup>2</sup>**  
**(Phase 1: 50,000 m<sup>2</sup>)**

**TI: RMB 397M**  
**(Phase 1: RMB208.7M)**

**Position:**  
**Shanghai-VW: 1KM**  
**HBNZ Office: 8KM**  
**Highway Entrance: 10KM**



# Available Facilities



Facility	Construction Area			Length*Width		Net Height	Bracket Height	Facility Height
	Plant	Office	Subtotal	Plant	Office			
No 1(※)	7729	1375	9104	104.34*72.48	8*56	9.9-13.2	7.5	15
No.2 (※)	10874	2121	12995	104.34*72.48	8*86	9.9-12.4	7.5	15
No.3(※)	7729	1375	9104	104.34*72.48	8*56	9.9-13.2	7.5	15
No.4	4759	1375	6134	64.34*72.48	8*56	9.9-13.2	7.5	15
No.5	7069	1972	9041	72.34*72.48	8*56	9.9-13.2	7.5	15
No.6	5343	1375	6718	72.34*72.48	8*56	9.9-13.2	7.5	15

※ reserved by Sino-Italian IMTP Centre

# Reserved Conditions



## Standard Rental

RMB26/m<sup>2</sup>.month

## Fiscal Subsidy

Y1-Y2 RMB15/m<sup>2</sup>.month

Y3-Y5 RMB8/m<sup>2</sup>.month

## Industry Supporting Refund

Y1-Y2 100% contribution to local finance will be refunded

Y3-Y5 50% contribution to local finance will be refunded when the contribution  $\geq$  450/ m<sup>2</sup>.year

## Construction Progress:

Started construction since December 2017, scheduled to finish within August 2018

# Residential Condition



# Current

**Education:** 8 international schools totally in Ningbo, which can provide from Kindergarten to college education for foreign students.

**Resident:** Two modern urban complexes which can accommodate 150,000 people with hospital, shopping malls, schools and leisure space.

**Recreation:** Ningbo Hangzhou Bay National Wetland Park is one of the 8 large saline-alkali wetlands in China, the total area is 63.8 k m<sup>2</sup>. There are 220 kinds of birds living in Hangzhou Bay Wetland. It's called a "Paradise for Birds" and a world-class bird watching resort.





# Future



The New Zone will build the Coastal New Town in a Model Chinese Town in the 21<sup>st</sup> century.



## Welcome to Ningbo Hangzhou Bay New Zone

**Important notice:** Policies, rules, regulations or practices may be changed after the document is made. Relevant authorities of Hangzhou Bay shall reserve the rights of interpretation of their policies, rules, regulations or practices.

Carrie Jiao  
13566369075  
[carrie@inkredconsulting.com](mailto:carrie@inkredconsulting.com)

